

## RC 130i black

### Order description

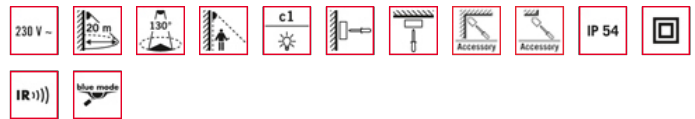
RC 130i black

### Item number

EM10015212

### GTIN

4015120015212



### Product description

- Motion detector with 130° field of detection and large range
- 360° anti-creep protection for unbroken coverage, can be switched off by remote control
- Default settings ensure immediate operability

### Technical data

GENERAL	
Conformity	CE, RoHS, WEEE
Warranty	5 years
ATTACHMENT	
Installation type	Surface mounting
Installation position	Ceiling / Wall
HOUSING	
Dimensions	length 135 mm x width 78 mm x Height/Depth 105 mm
Weight	304 g
Material	UV-stabilised polycarbonate
Protection type	IP54
Permissible ambient temperature	-25 °C...+55 °C
Relative humidity	5 - 95 %, non-condensing
Colour	Black, similar to RAL 9005
Connection	2,5 mm <sup>2</sup> / 1,5 mm <sup>2</sup>
ELECTRICAL VERSION	
Protection class	II
Nominal voltage	230 V / 50 Hz
Power consumption	0,3 W
In-rush current	100 A / 200 µs
SENSORS	
Detection angle	130° and 360° anti-creep protection
Detection range diagonally	20 m

Detection range head-on	8 m
Field of detection	up to 114 m <sup>2</sup>
Range adjustment	electronic, Mechanical, For each sensor, 1 x 130°
Recommended installation height	2,5 m
Max. mounting height	4 m
Light measurement	mixed light
Level of brightness	2 - 2500 lx
Number of light channels	1
Push button input HVAC	false
Slave input	No
Number of parallel switchable detectors	8
Fully automatic	yes
Semi-automatic	No
Impulse feature	yes
constant lighting control	false
Switching delay from "dark to light" [s]	5 s
Switching delay from "light to dark" [s]	0 s

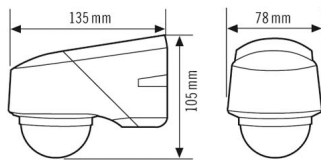
### CONTROL

Channel 1	Lighting
Interface	Switching
Contact	make contact/non-floating
Switching capacity channel 1	230 V AC 50 Hz, 16 A relay, 2300 W/10 A (cos phi = 1), 1150 VA/5 A (cos phi = 0.5)
Switch-off delay time	impulse/approx. 15 sec. to 30 min.
Master/slave function	false
constant lighting control	false

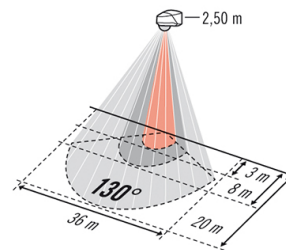
## RC 130i black

Order description	Item number	GTIN
RC 130i black	EM10015212	4015120015212
Manual override	No	

### Scale drawing

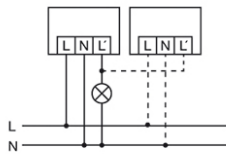


### Field of detections



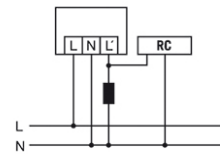
- 360° anti-creep protection approx. 3 m
- Head-on to detector approx. 8 m
- Passage area / diagonally to detector approx. 36 m

### Circuit diagram



Standard operation parallel connection of max. 8 devices

### Circuit diagram

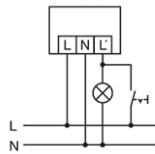


An RC filter may be required when connecting inductors (e.g. relays, contactors, ballasts).

## RC 130i black

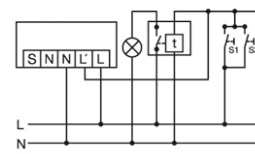
Order description	Item number	GTIN
RC 130i black	EM10015212	4015120015212

### Circuit diagram



Standard operation with additional continuous lighting function through external switch.

### Circuit diagram



Parallel connection with automatic stairwell light